

Print Form(s)

Get PDF File

Go Back

Equity in Athletics 2016

Institution Information

Institution: University of Puerto Rico-Rio Piedras (243221)

User ID: E2432211

Registration

• Required fields are indicated with asterisks (*).

University of Puerto Rico-Rio Piedras (243221)	
First Name*	David
Last Name*	Aleman
Title*	Athletic Director
Address 1*	PO Box 23311
Address 2	
City*	Rio Piedras
State*	PR
Zip*	00931 -
Phone*	787 - 764 - 0000
Extension	86319
Fax	- -
E-mail Address*	david.aleman@upr.edu
Confirm E-mail Address*	
Comment	<p>* Please use this box if you would like to provide additional contact information such as a cell phone number or the best time to reach you if there are questions about your survey. Also, if the person listed above is not the person who enters the data, please provide the name and contact information for the person who enters the data. This information is for the survey help desk staff only. It will not be seen by the public.</p>

Institution: University of Puerto Rico-Rio Piedras (243221)

User ID: E2432211

Identification

• Please enter/review all applicable information. Required fields are indicated with asterisks (*).

General Information

Institution Name	University of Puerto Rico-Rio Piedras			
Address 1*	39 Ponce de Leon Ave			
Address 2				
City *	San Juan			
State *	PR			
ZIP Code *	00931	-	0000	
Telephone *	787	-	764	- 0000 Ext. 83202

Athletic Department

Athletic Director Name*	David Aleman			
Address 1*	PONCE DE LEON AVE			
Address 2	PO BOX 23353			
City*	RIO PIEDRAS			
State*	PR			
ZIP Code*	00931	-	3353	
Telephone *	787	-	764	- 0000 Ext. 7636

Chief Administrative Officer

Chief Administrative Officer's Name*	Dr. Carlos E. Severino Valdez			
Title*	Chancellor			
Telephone *	787	-	764	- 0001 Ext.
Fax		-		
E-mail Address*	ruth.melendez@upr.edu			

EADA General

Designated Reporting Year*

Note: The reporting period must be 12 months. The dates for the reporting year should be consistent from year to year.

Begins: (MM/DD) /2015 Ends: (MM/DD) /2016

Number of full-time undergraduates by gender: The numbers below were reported on your institution's 2015-16 IPEDS Survey and should not be changed unless they were reported incorrectly to IPEDS. If the numbers are incorrect, please call the EADA Help Desk to correct them.

	Number	Percent
Male full-time undergraduates	4295	38 %
Female full-time undergraduates	7075	62 %
Total full-time undergraduates	11370	100 %

Athletic Sanctioning Body for the designated reporting year (select one):*

- | | |
|--|--|
| <input type="radio"/> NCAA Division I-FBS | <input type="radio"/> NAIA Division I |
| <input type="radio"/> NCAA Division I-FCS | <input type="radio"/> NAIA Division II |
| <input type="radio"/> NCAA Division I without football | <input type="radio"/> NJCAA Division I |
| <input type="radio"/> NCAA Division II with football | <input type="radio"/> NJCAA Division II |
| <input checked="" type="radio"/> NCAA Division II without football | <input type="radio"/> NJCAA Division III |
| <input type="radio"/> NCAA Division III with football | <input type="radio"/> NCCAA Division I |
| <input type="radio"/> NCAA Division III without football | <input type="radio"/> NCCAA Division II |
| <input type="radio"/> CCAA | <input type="radio"/> NWAC |
| <input type="radio"/> Independent | <input type="radio"/> USCAA |
| <input type="radio"/> Other | |

Other Description:

Update Status

Date Completed	9/20/2016
Update Status	Updated

-

[Print Form\(s\)](#)

[Get PDF File](#)

[Go Back](#)

Equity in Athletics 2016

Institution: University of Puerto Rico-Rio Piedras (243221)

User ID: E2432211

Screening Questions

Please answer these questions carefully as your responses will determine which subsequent data entry screens are appropriate for your institution.

1. How will you report Operating (Game-day) Expenses?

By Team

Per Participant

2. Select the type of varsity sports teams at your institution.

Men's Teams

Women's Teams

Coed Teams

3. Do any of your teams have assistant coaches?

Yes

Men's Teams

Women's Teams

Coed Teams

No

If you save the data on this screen, then return to the screen to make changes, note the following:

- 1) If you select an additional type of team remember to include associated data for that type of team on subsequent screens;
- 2) If you delete a type of team but have already entered associated data on other screens, all associated data for that type of team will be deleted from subsequent screens. However, because the survey system has to recalculate the totals, you must re-save every screen.

Institution: University of Puerto Rico-Rio Piedras (243221)

User ID: E2432211

Sports Selection - Men's and Women's Teams

Select the varsity sports teams at your institution.

Sport	Men's	Women's	Sport	Men's	Women's
Archery	<input type="checkbox"/>	<input type="checkbox"/>	Badminton	<input type="checkbox"/>	<input type="checkbox"/>
Baseball	<input checked="" type="checkbox"/>		Basketball	<input checked="" type="checkbox"/>	<input checked="" type="checkbox"/>
Beach Volleyball	<input checked="" type="checkbox"/>	<input checked="" type="checkbox"/>	Bowling	<input type="checkbox"/>	<input type="checkbox"/>
Cross Country	<input checked="" type="checkbox"/>	<input checked="" type="checkbox"/>	Diving	<input type="checkbox"/>	<input type="checkbox"/>
Equestrian	<input type="checkbox"/>	<input type="checkbox"/>	Fencing	<input type="checkbox"/>	<input type="checkbox"/>
Field Hockey		<input type="checkbox"/>	Football	<input type="checkbox"/>	
Golf	<input type="checkbox"/>	<input type="checkbox"/>	Gymnastics	<input type="checkbox"/>	<input type="checkbox"/>
Ice Hockey	<input type="checkbox"/>	<input type="checkbox"/>	Lacrosse	<input type="checkbox"/>	<input type="checkbox"/>
Rifle	<input type="checkbox"/>	<input type="checkbox"/>	Rodeo	<input type="checkbox"/>	<input type="checkbox"/>
Rowing	<input type="checkbox"/>	<input type="checkbox"/>	Sailing	<input type="checkbox"/>	<input type="checkbox"/>
Skiing	<input type="checkbox"/>	<input type="checkbox"/>	Soccer	<input checked="" type="checkbox"/>	<input checked="" type="checkbox"/>
Softball		<input checked="" type="checkbox"/>	Squash	<input type="checkbox"/>	<input type="checkbox"/>
Swimming	<input checked="" type="checkbox"/>	<input checked="" type="checkbox"/>	Swimming and Diving (combined)	<input type="checkbox"/>	<input type="checkbox"/>
Synchronized Swimming		<input type="checkbox"/>	Table Tennis	<input checked="" type="checkbox"/>	<input checked="" type="checkbox"/>
Team Handball	<input type="checkbox"/>	<input type="checkbox"/>	Tennis	<input checked="" type="checkbox"/>	<input checked="" type="checkbox"/>
Track and Field (Indoor)	<input type="checkbox"/>	<input type="checkbox"/>	Track and Field (Outdoor)	<input checked="" type="checkbox"/>	<input checked="" type="checkbox"/>
Track and Field and Cross Country (combined)	<input type="checkbox"/>	<input type="checkbox"/>	Volleyball	<input checked="" type="checkbox"/>	<input checked="" type="checkbox"/>
Water Polo	<input type="checkbox"/>	<input type="checkbox"/>	Weight Lifting	<input checked="" type="checkbox"/>	<input checked="" type="checkbox"/>
Wrestling	<input checked="" type="checkbox"/>	<input type="checkbox"/>	Other Sports (Specify sports in the caveat box.)*	<input type="checkbox"/>	<input type="checkbox"/>

CAVEAT

* If you indicated in the caveat box that your other sports are Dancing and/or Cheerleading, please also specify in the caveat box that your institution has a letter from the Office for Civil Rights confirming that the OCR has determined that Dancing and/or Cheerleading are varsity sports at your institution.

If you save the data on this screen, then return to the screen to make changes, note the following:

- 1) If you select an additional team remember to include associated data for that sport on subsequent screens;
- 2) If you delete a sport but have already entered associated data on other screens, all associated data for that sport will be deleted from subsequent screens. However, because the survey system has to recalculate the totals, you must re-save every screen.

Institution: University of Puerto Rico-Rio Piedras (243221)

User ID: E2432211

Athletics Participation - Men's and Women's Teams

Enter the number of participants as of the day of the first scheduled contest.

Varsity Teams	Men's Teams	Women's Teams
Baseball	28	
Basketball	23	20
Beach Volleyball	4	6
Cross Country	15	9
Soccer	28	21
Softball		18
Swimming	18	16
Table Tennis	7	6
Tennis	5	9
Track and Field (Outdoor)	63	53
Volleyball	19	18
Weight Lifting	9	8
Wrestling	9	
Total Participants Men's and Women's Teams	228	184
Unduplicated Count of Participants (This is a head count. If an individual participates on more than one team, count that individual only once on this line.)	221	174

CAVEAT

(For each men's or women's team that includes opposite sex participants, specify the number of male and the number of female students on that team in this caveat box. This does not apply for coed teams. Additionally, provide any other clarifying information here.)

If you save the data on this screen, then return to the screen to make changes, please note you must re-save every screen because the survey system has to recalculate the totals.

Institution: University of Puerto Rico-Rio Piedras (243221)

User ID: E2432211


Head Coaches - Men's Teams

For each men's team, indicate whether the head coach is male or female, was assigned to the team on a full-time or part-time basis, and whether the coach was employed by the institution on a full-time basis or on a part-time or volunteer basis, by entering a 1 in the appropriate field.

The Swimming and Diving (combined) fields allow up to 2 head coaches. The Track and Field and Cross Country (combined) fields allow up to 3.

Varsity Teams	Male Head Coaches				Female Head Coaches				Total Head Coaches
	Assigned to Team on a Full-Time Basis	Assigned to Team on a Part-Time Basis	Full-Time Institution Employee	Part-Time Institution Employee or Volunteer	Assigned to Team on a Full-Time Basis	Assigned to Team on a Part-Time Basis	Full-Time Institution Employee	Part-Time Institution Employee or Volunteer	
Baseball	<input type="text"/>	<input type="text" value="1"/>	<input type="text"/>	<input type="text" value="1"/>	<input type="text"/>	<input type="text"/>	<input type="text"/>	<input type="text"/>	1
Basketball	<input type="text"/>	<input type="text" value="1"/>	<input type="text"/>	<input type="text" value="1"/>	<input type="text"/>	<input type="text"/>	<input type="text"/>	<input type="text"/>	1
Beach Volleyball	<input type="text"/>	<input type="text" value="1"/>	<input type="text" value="1"/>	<input type="text"/>	<input type="text"/>	<input type="text"/>	<input type="text"/>	<input type="text"/>	1
Cross Country	<input type="text"/>	<input type="text" value="1"/>	<input type="text" value="1"/>	<input type="text"/>	<input type="text"/>	<input type="text"/>	<input type="text"/>	<input type="text"/>	1
Soccer	<input type="text"/>	<input type="text" value="1"/>	<input type="text" value="1"/>	<input type="text"/>	<input type="text"/>	<input type="text"/>	<input type="text"/>	<input type="text"/>	1
Swimming	<input type="text"/>	<input type="text"/>	<input type="text"/>	<input type="text"/>	<input type="text"/>	<input type="text" value="1"/>	<input type="text"/>	<input type="text" value="1"/>	1
Table Tennis	<input type="text"/>	<input type="text" value="1"/>	<input type="text"/>	<input type="text" value="1"/>	<input type="text"/>	<input type="text"/>	<input type="text"/>	<input type="text"/>	1
Tennis	<input type="text"/>	<input type="text"/>	<input type="text"/>	<input type="text"/>	<input type="text"/>	<input type="text" value="1"/>	<input type="text"/>	<input type="text" value="1"/>	1
Track and Field (Outdoor)	<input type="text"/>	<input type="text" value="1"/>	<input type="text" value="1"/>	<input type="text"/>	<input type="text"/>	<input type="text"/>	<input type="text"/>	<input type="text"/>	1
Volleyball	<input type="text"/>	<input type="text" value="1"/>	<input type="text"/>	<input type="text" value="1"/>	<input type="text"/>	<input type="text"/>	<input type="text"/>	<input type="text"/>	1
Weight Lifting	<input type="text"/>	<input type="text" value="1"/>	<input type="text"/>	<input type="text" value="1"/>	<input type="text"/>	<input type="text"/>	<input type="text"/>	<input type="text"/>	1
Wrestling	<input type="text"/>	<input type="text" value="1"/>	<input type="text"/>	<input type="text" value="1"/>	<input type="text"/>	<input type="text"/>	<input type="text"/>	<input type="text"/>	1
Coaching Position Totals	0	10	4	6	0	2	0	2	12

CAVEAT



Institution: University of Puerto Rico-Rio Piedras (243221)

User ID: E2432211

Head Coaches - Women's Teams

For each women's team, indicate whether the head coach is male or female, was assigned to the team on a full-time or part-time basis, and whether the coach was employed by the institution on a full-time basis or on a part-time or volunteer basis, by entering a 1 in the appropriate field.

The Swimming and Diving (combined) fields allow up to 2 head coaches. The Track and Field and Cross Country (combined) fields allow up to 3.

Varsity Teams	Male Head Coaches				Female Head Coaches				Total Head Coaches
	Assigned to Team on a Full-Time Basis	Assigned to Team on a Part-Time Basis	Full-Time Institution Employee	Part-Time Institution Employee or Volunteer	Assigned to Team on a Full-Time Basis	Assigned to Team on a Part-Time Basis	Full-Time Institution Employee	Part-Time Institution Employee or Volunteer	
Basketball		1		1					1
Beach Volleyball		1	1						1
Cross Country		1	1						1
Soccer		1		1					1
Softball						1		1	1
Swimming						1		1	1
Table Tennis		1		1					1
Tennis						1		1	1
Track and Field (Outdoor)		1	1						1
Volleyball						1	1		1
Weight Lifting		1		1					1
Coaching Position Totals	0	7	3	4	0	4	1	3	11
CAVEAT									

Institution: University of Puerto Rico-Rio Piedras (243221)

User ID: E2432211

Head Coaches' Salaries - Men's and Women's Teams

Enter only salaries and bonuses that your institution pays head coaches as compensation for coaching. Do not include benefits on this screen.

Do not include volunteer coaches in calculating the average salary and the Full-Time Equivalent (FTE) Total. For help calculating the FTE total click on the instructions link on this screen.

	Men's Teams	Women's Teams
Average Annual Institutional Salary per Head Coaching Position (for coaching duties only)	10,000	10,000
Number of Head Coaching Positions Used to Calculate the Average	12	11
Number of Volunteer Head Coaching Positions (Do not include these coaches in your salary or FTE calculations.)	0	0
Average Annual Institutional Salary per Full-time equivalent (FTE)	40,000	36,667
Sum of Full-Time Equivalent (FTE) Positions Used to Calculate the Average	3.00	3.00

CAVEAT

Institution: University of Puerto Rico-Rio Piedras (243221)


User ID: E2432211

Assistant Coaches - Men's Teams

For each men's team, indicate whether the assistant coach is male or female, was assigned to the team on a full-time or part-time basis, and whether the coach was employed by the institution on a full-time basis or on a part-time or volunteer basis, by entering a 1 in the appropriate field.

Varsity Teams	Male Assistant Coaches				Female Assistant Coaches				Total Assistant Coaches
	Assigned to Team on a Full-Time Basis	Assigned to Team on a Part-Time Basis	Full-Time Institution Employee	Part-Time Institution Employee or Volunteer	Assigned to Team on a Full-Time Basis	Assigned to Team on a Part-Time Basis	Full-Time Institution Employee	Part-Time Institution Employee or Volunteer	
Baseball	<input type="text"/>	<input type="text" value="1"/>	<input type="text"/>	<input type="text" value="1"/>	<input type="text"/>	<input type="text"/>	<input type="text"/>	<input type="text"/>	1
Basketball	<input type="text"/>	<input type="text" value="1"/>	<input type="text" value="1"/>	<input type="text"/>	<input type="text"/>	<input type="text"/>	<input type="text"/>	<input type="text"/>	1
Beach Volleyball	<input type="text"/>	<input type="text"/>	<input type="text"/>	<input type="text"/>	<input type="text"/>	<input type="text" value="1"/>	<input type="text"/>	<input type="text" value="1"/>	1
Cross Country	<input type="text"/>	<input type="text" value="2"/>	<input type="text" value="1"/>	<input type="text" value="1"/>	<input type="text"/>	<input type="text"/>	<input type="text"/>	<input type="text"/>	2
Soccer	<input type="text"/>	<input type="text" value="1"/>	<input type="text"/>	<input type="text" value="1"/>	<input type="text"/>	<input type="text"/>	<input type="text"/>	<input type="text"/>	1
Swimming	<input type="text"/>	<input type="text" value="1"/>	<input type="text"/>	<input type="text" value="1"/>	<input type="text"/>	<input type="text"/>	<input type="text"/>	<input type="text"/>	1
Table Tennis	<input type="text"/>	<input type="text"/>	<input type="text"/>	<input type="text"/>	<input type="text"/>	<input type="text"/>	<input type="text"/>	<input type="text"/>	0
Tennis	<input type="text"/>	<input type="text"/>	<input type="text"/>	<input type="text"/>	<input type="text"/>	<input type="text" value="1"/>	<input type="text"/>	<input type="text" value="1"/>	1
Track and Field (Outdoor)	<input type="text"/>	<input type="text" value="9"/>	<input type="text" value="2"/>	<input type="text" value="7"/>	<input type="text"/>	<input type="text"/>	<input type="text"/>	<input type="text"/>	9
Volleyball	<input type="text"/>	<input type="text" value="1"/>	<input type="text"/>	<input type="text" value="1"/>	<input type="text"/>	<input type="text"/>	<input type="text"/>	<input type="text"/>	1
Weight Lifting	<input type="text"/>	<input type="text" value="1"/>	<input type="text"/>	<input type="text" value="1"/>	<input type="text"/>	<input type="text"/>	<input type="text"/>	<input type="text"/>	1
Wrestling	<input type="text"/>	<input type="text"/>	<input type="text"/>	<input type="text"/>	<input type="text"/>	<input type="text" value="1"/>	<input type="text"/>	<input type="text" value="1"/>	1
Coaching Position Totals	0	17	4	13	0	3	0	3	20

CAVEAT



Institution: University of Puerto Rico-Rio Piedras (243221)


User ID: E2432211

Assistant Coaches - Women's Teams

For each women's team, indicate whether the assistant coach is male or female, was assigned to the team on a full-time or part-time basis, and whether the coach was employed by the institution on a full-time basis or on a part-time or volunteer basis, by entering a 1 in the appropriate field.

Varsity Teams	Male Assistant Coaches				Female Assistant Coaches				Total Assistant Coaches
	Assigned to Team on a Full-Time Basis	Assigned to Team on a Part-Time Basis	Full-Time Institution Employee	Part-Time Institution Employee or Volunteer	Assigned to Team on a Full-Time Basis	Assigned to Team on a Part-Time Basis	Full-Time Institution Employee	Part-Time Institution Employee or Volunteer	
Basketball	<input type="text"/>	<input type="text" value="1"/>	<input type="text"/>	<input type="text" value="1"/>	<input type="text"/>	<input type="text"/>	<input type="text"/>	<input type="text"/>	1
Beach Volleyball	<input type="text"/>	<input type="text"/>	<input type="text"/>	<input type="text"/>	<input type="text"/>	<input type="text" value="1"/>	<input type="text"/>	<input type="text" value="1"/>	1
Cross Country	<input type="text"/>	<input type="text" value="2"/>	<input type="text"/>	<input type="text" value="2"/>	<input type="text"/>	<input type="text"/>	<input type="text"/>	<input type="text"/>	2
Soccer	<input type="text"/>	<input type="text"/>	<input type="text"/>	<input type="text"/>	<input type="text"/>	<input type="text"/>	<input type="text"/>	<input type="text"/>	0
Softball	<input type="text"/>	<input type="text" value="1"/>	<input type="text"/>	<input type="text" value="1"/>	<input type="text"/>	<input type="text"/>	<input type="text"/>	<input type="text"/>	1
Swimming	<input type="text"/>	<input type="text" value="1"/>	<input type="text"/>	<input type="text" value="1"/>	<input type="text"/>	<input type="text"/>	<input type="text"/>	<input type="text"/>	1
Table Tennis	<input type="text"/>	<input type="text"/>	<input type="text"/>	<input type="text"/>	<input type="text"/>	<input type="text"/>	<input type="text"/>	<input type="text"/>	0
Tennis	<input type="text"/>	<input type="text"/>	<input type="text"/>	<input type="text"/>	<input type="text"/>	<input type="text" value="1"/>	<input type="text"/>	<input type="text" value="1"/>	1
Track and Field (Outdoor)	<input type="text"/>	<input type="text" value="9"/>	<input type="text" value="7"/>	<input type="text" value="2"/>	<input type="text"/>	<input type="text"/>	<input type="text"/>	<input type="text"/>	9
Volleyball	<input type="text"/>	<input type="text"/>	<input type="text"/>	<input type="text"/>	<input type="text"/>	<input type="text" value="1"/>	<input type="text"/>	<input type="text" value="1"/>	1
Weight Lifting	<input type="text"/>	<input type="text" value="1"/>	<input type="text"/>	<input type="text" value="1"/>	<input type="text"/>	<input type="text"/>	<input type="text"/>	<input type="text"/>	1
Coaching Position Totals	0	15	7	8	0	3	0	3	18

CAVEAT



Institution: University of Puerto Rico-Rio Piedras (243221)

User ID: E2432211

Assistant Coaches' Salaries - Men's and Women's Teams

Enter only salaries and bonuses that your institution pays assistant coaches as compensation for coaching. Do not include benefits on this screen.

Do not include volunteer coaches in calculating the average salary and the Full-Time Equivalent (FTE) Total. For help calculating the FTE total click on the Instructions link on this screen.

	Men's Teams	Women's Teams
Average Annual Institutional Salary per Assistant Coaching Position (for coaching duties only)	7,800	7,800
Number of Assistant Coaching Positions Used to Calculate the Average	20	18
Number of Volunteer Assistant Coaching Positions (Do not include these coaches in your salary or FTE calculations.)	0	0
Average Annual Institutional Salary per Full-time equivalent (FTE)	39,000	35,100
Sum of Full-Time Equivalent (FTE) Positions Used to Calculate the Average	4.00	4.00

CAVEAT

Institution: University of Puerto Rico-Rio Piedras (243221)

User ID: E2432211

Athletically Related Student Aid - Men's and Women's Teams

Athletically related student aid is any scholarship, grant, or other form of financial assistance, offered by an institution, the terms of which require the recipient to participate in a program of intercollegiate athletics at the institution. Other student aid, of which a student-athlete simply happens to be the recipient, is not athletically related student aid. If you do not have any aid to report, enter a 0.

	Men's Teams	Women's Teams	Total
Amount of Aid	224,385	194,770	419,155
Ratio (percent)	54	46	100%
CAVEAT			

Institution: University of Puerto Rico-Rio Piedras (243221)

User ID: E2432211

Recruiting Expenses - Men's and Women's Teams

Recruiting expenses are all expenses an institution incurs attributable to recruiting activities. This includes, but is not limited to, expenses for lodging, meals, telephone use, and transportation (including vehicles used for recruiting purposes) for both recruits and personnel engaged in recruiting, and other expenses for official and unofficial visits, and all other expenses related to recruiting. If you do not have any recruiting expenses to report, enter a 0.

	Men's Teams	Women's Teams	Total
Total	<input type="text" value="0"/>	<input type="text" value="0"/>	0

CAVEAT

Operating (Game-Day) Expenses - Men's and Women's Teams by Team

Operating expenses are all expenses an institution incurs attributable to home, away, and neutral-site intercollegiate athletic contests (commonly known as "game-day expenses"), for (A) Lodging, meals, transportation, uniforms, and equipment for coaches, team members, support staff (including, but not limited to team managers and trainers), and others; and (B) Officials.

For a sport with a men's team and a women's team that have a combined budget, click [here](#) for special instructions. Report actual numbers, not budgeted or estimated numbers. Please do not round beyond the next dollar.

Varsity Teams	Participants	Men's Teams		Women's Teams		Total Operating Expenses	
		Operating Expenses per Participant	By Team	Participants	Operating Expenses per Participant		By Team
Basketball	23	1,662	38,228	20	1,858	37,166	75,394
Baseball	28	635	17,788				17,788
Beach Volleyball	4	478	1,912	6	385	2,311	4,223
Cross Country	15	180	2,706	9	301	2,706	5,412
Soccer	28	684	19,146	21	653	13,714	32,860
Softball				18	730	13,131	13,131
Swimming	18	1,378	24,809	16	1,683	26,928	51,737
Table Tennis	7	578	4,045	6	659	3,954	7,999
Tennis	5	1,319	6,596	9	988	8,888	15,484
Track and Field (Outdoor)	63	1,346	84,827	53	1,517	80,412	165,239
Volleyball	19	753	14,312	18	838	15,091	29,403
Weight Lifting	9	1,135	10,218	8	1,487	11,896	22,114
Wrestling	9	736	6,624				6,624
Total Operating Expenses Men's and Women's Teams	228		231,211	184		216,197	447,408

CAVEAT



Note: This screen is for game-day expenses only.

Institution: University of Puerto Rico-Rio Piedras (243221)

User ID: E2432211

Total Expenses - Men's and Women's Teams

Enter all expenses attributable to intercollegiate athletic activities. This includes appearance guarantees and options, athletically related student aid, contract services, equipment, fundraising activities, operating expenses, promotional activities, recruiting expenses, salaries and benefits, supplies, travel, and any other expenses attributable to intercollegiate athletic activities.

Report actual numbers, not budgeted or estimated numbers. Please do not round beyond the next dollar.

Varsity Teams	Men's Teams	Women's Teams	Total
Basketball	88,450	76,731	165,181
Baseball	58,978		58,978
Beach Volleyball	19,162	19,553	38,715
Cross Country	30,897	38,514	69,411
Soccer	61,596	40,447	102,043
Softball		45,898	45,898
Swimming	57,584	57,970	115,554
Table Tennis	18,970	17,975	36,945
Tennis	32,900	43,052	75,952
Track and Field (Outdoor)	238,310	219,733	458,043
Volleyball	58,154	65,517	123,671
Weight Lifting	35,230	35,978	71,208
Wrestling	31,366		31,366
Total Expenses of all Sports, Except Football and Basketball, Combined	643,147	584,637	1,227,784
Total Expenses Men's and Women's Teams	731,597	661,368	1,392,965
Not Allocated by Gender/Sport (Expenses not attributable to a particular sport or sports)			255,000
Grand Total Expenses			1,647,965

CAVEAT

Institution: University of Puerto Rico-Rio Piedras (243221)

User ID: E2432211

Total Revenues - Men's and Women's Teams

Your total revenues must cover your total expenses.

Enter all revenues attributable to intercollegiate athletic activities. This includes revenues from appearance guarantees and options, an athletic conference, tournament or bowl games, concessions, contributions from alumni and others, institutional support, program advertising and sales, radio and television, royalties, signage and other sponsorships, sport camps, state or other government support, student activity fees, ticket and luxury box sales, and any other revenues attributable to intercollegiate athletic activities.

Report actual numbers, not budgeted or estimated numbers. Please do not round beyond the next dollar.

Varsity Teams	Men's Teams	Women's Teams	Total
Basketball	88,450	76,731	165,181
Baseball	58,978		58,978
Beach Volleyball	19,162	19,553	38,715
Cross Country	30,897	38,514	69,411
Soccer	61,596	40,447	102,043
Softball		45,898	45,898
Swimming	57,584	57,970	115,554
Table Tennis	18,970	17,975	36,945
Tennis	32,900	43,052	75,952
Track and Field (Outdoor)	238,310	219,733	458,043
Volleyball	58,154	65,517	123,671
Weight Lifting	35,230	35,978	71,208
Wrestling	31,366		31,366
Total Revenues of all Sports, Except Football and Basketball, Combined	643,147	584,637	1,227,784
Total Revenues Men's and Women's Teams	731,597	661,368	1,392,965
Not Allocated by Gender/Sport (Revenues not attributable to a particular sport or sports)			255,000
Grand Total for all Teams (includes by team and not allocated by gender/sport)			1,647,965

CAVEAT

Institution: University of Puerto Rico-Rio Piedras (243221)

User ID: E2432211

Summary - Men's and Women's Teams

Your Grand Total Revenues must be equal to or greater than your Grand Total Expenses or you will not be able to lock your survey.

	Men's Teams	Women's Teams	Total
1 Total of Head Coaches' Salaries	120,000	110,000	230,000
2 Total of Assistant Coaches' Salaries	156,000	140,400	296,400
3 Total Salaries (Lines 1+2)	276,000	250,400	526,400
4 Athletically Related Student Aid	224,385	194,770	419,155
5 Recruiting Expenses	0	0	0
6 Operating (Game-Day) Expenses	231,211	216,197	447,408
7 Summary of Subset Expenses (Lines 3+4+5+6)	731,596	661,367	1,392,963
8 Total Expenses for Teams	731,597	661,368	1,392,965
9 Total Expenses for Teams Minus Subset Expenses (Line 8 – Line 7)	1	1	2
10 Not Allocated Expenses			255,000
11 Grand Total Expenses (Lines 8+10)			1,647,965
12 Total Revenues for Teams	731,597	661,368	1,392,965
13 Not Allocated Revenues			255,000
14 Grand Total Revenues (Lines 12+13)			1,647,965
15 Total Revenues for Teams minus Total Expenses for Teams (Line 12-Line 8)	0	0	0
16 Grand Total Revenues Minus Grand Total Expenses (Line 14- Line 11)			0

To return to a data entry screen, click on the link in the Navigation Menu.

To proceed to the Supplemental Information screen, click on the link in the Navigation Menu or click on the "Next" button on this screen.

Institution: University of Puerto Rico-Rio Piedras (243221)

User ID: E2432211

Supplemental Information (optional)

This screen may be used to help the reader better understand the data you have provided, or to help a prospective student-athlete make an informed choice of an athletics program.

This information will be viewable on the EADA public website. Please do not include the names of individuals or write messages to the help desk.

To explain specific data entered on a previous screen, please use the caveat box on that screen.

Print Form(s)

Get PDF File

Go Back