

Print Form(s)

Get PDF File

Go Back

Equity in Athletics 2013

Institution Information

Institution: University of Puerto Rico-Rio Piedras (243221)

User ID: E2432211

Registration

• Required fields are indicated with asterisks (*).

University of Puerto Rico-Rio Piedras (243221)	
First Name*	David
Last Name*	Aleman
Title*	Athletic Director
Address 1*	PO Box 23311
Address 2	
City*	Rio Piedras
State*	PR
Zip*	00931 -
Phone*	787 - 764 - 0000
Extension	7636
Fax	- -
E-mail Address*	david.aleman@upr.edu
Confirm E-mail Address*	
Comment	* Please use this box if you would like to provide additional contact information such as a cell phone number or the best time to reach you if there are questions about your survey. Also, if the person listed above is not the person who enters the data, please provide the name and contact information for the person who enters the data. This information is for the survey help desk staff only. It will not be seen by the public.

Institution: University of Puerto Rico-Rio Piedras (243221)

User ID: E2432211

Identification

• Please enter/review all applicable information. Required fields are indicated with asterisks (*).

General Information

Institution Name	University of Puerto Rico-Rio Piedras		
Address 1*	39 Ponce de Leon Ave		
Address 2			
City *	San Juan		
State *	PR		
ZIP Code *	00931	-	0000
Telephone *	787	-	764 - 0000 Ext. 85806

Athletic Department

Athletic Director Name*	David Aleman		
Address 1*	PONCE DE LEON AVE		
Address 2	PO BOX 23353		
City*	RIO PIEDRAS		
State*	PR		
ZIP Code*	00931	-	3353
Telephone *	787	-	764 - 0000 Ext. 7636

Chief Administrative Officer

Chief Administrative Officer's Name*	Ethel Rios Orlandi		
Title*	Acting Chancellor		
Telephone *	787	-	764 - 0001 Ext.
Fax	787	-	772 - 1400
E-mail Address*	aeayala@uprrp.edu		

EADA General

<p>Designated Reporting Year* Note: The reporting period must be 12 months. The dates for the reporting year should be consistent from year to year.</p> <p>Begins: (MM/DD) <input type="text" value="07/01"/>/2012 Ends: (MM/DD) <input type="text" value="06/30"/>/2013</p> <p>Number of full-time undergraduates by gender: The numbers below were reported on your institution's 2012-13 IPEDS Survey and should not be changed unless they were reported incorrectly to IPEDS. If the numbers are incorrect, please call the EADA Help Desk to correct them.</p> <table border="1" style="width: 100%; border-collapse: collapse; text-align: center;"> <thead> <tr> <th></th> <th>Number</th> <th>Percent</th> </tr> </thead> <tbody> <tr> <td>Male full-time undergraduates</td> <td>3921</td> <td>37</td> </tr> <tr> <td>Female full-time undergraduates</td> <td>6712</td> <td>63</td> </tr> <tr> <td>Total full-time undergraduates</td> <td>10633</td> <td>100 %</td> </tr> </tbody> </table> <p>Athletic Sanctioning Body for the designated reporting year (select one):*</p> <table style="width: 100%;"> <tr> <td><input type="radio"/> NCAA Division I-A</td> <td><input type="radio"/> NAIA Division I</td> </tr> <tr> <td><input type="radio"/> NCAA Division I-AA</td> <td><input type="radio"/> NAIA Division II</td> </tr> <tr> <td><input type="radio"/> NCAA Division I-AAA</td> <td><input type="radio"/> NAIA Division III</td> </tr> <tr> <td><input type="radio"/> NCAA Division II (with football)</td> <td><input type="radio"/> NJCAA Division I</td> </tr> <tr> <td><input checked="" type="radio"/> NCAA Division II (without football)</td> <td><input type="radio"/> NJCAA Division II</td> </tr> </table>			Number	Percent	Male full-time undergraduates	3921	37	Female full-time undergraduates	6712	63	Total full-time undergraduates	10633	100 %	<input type="radio"/> NCAA Division I-A	<input type="radio"/> NAIA Division I	<input type="radio"/> NCAA Division I-AA	<input type="radio"/> NAIA Division II	<input type="radio"/> NCAA Division I-AAA	<input type="radio"/> NAIA Division III	<input type="radio"/> NCAA Division II (with football)	<input type="radio"/> NJCAA Division I	<input checked="" type="radio"/> NCAA Division II (without football)	<input type="radio"/> NJCAA Division II
	Number	Percent																					
Male full-time undergraduates	3921	37																					
Female full-time undergraduates	6712	63																					
Total full-time undergraduates	10633	100 %																					
<input type="radio"/> NCAA Division I-A	<input type="radio"/> NAIA Division I																						
<input type="radio"/> NCAA Division I-AA	<input type="radio"/> NAIA Division II																						
<input type="radio"/> NCAA Division I-AAA	<input type="radio"/> NAIA Division III																						
<input type="radio"/> NCAA Division II (with football)	<input type="radio"/> NJCAA Division I																						
<input checked="" type="radio"/> NCAA Division II (without football)	<input type="radio"/> NJCAA Division II																						

<input type="radio"/> NCAA Division III (with football)	<input type="radio"/> NJCAA Division III
<input type="radio"/> NCAA Division III (without football)	<input type="radio"/> NCCAA Division I
<input type="radio"/> Other	<input type="radio"/> NCCAA Division II
Other Description: <input type="text"/>	

Update Status

Date Completed	10/28/2013
Update Status	Updated

[Print Form\(s\)](#) [Get PDF File](#) [Go Back](#)

[Print Form\(s\)](#)

[Get PDF File](#)

[Go Back](#)

Equity in Athletics 2013

Institution: University of Puerto Rico-Rio Piedras (243221)

User ID: E2432211

Screening Questions

Please answer these questions carefully as your responses will determine which subsequent data entry screens are appropriate for your institution.

1. How will you report Operating (Game-day) Expenses?

By Team

Per Participant

2. Select the type of varsity sports teams at your institution.

Men's Teams

Women's Teams

Coed Teams

3. Do any of your teams have assistant coaches?

Yes

Men's Teams

Women's Teams

Coed Teams

No

If you save the data on this screen, then return to the screen to make changes, note the following:

- 1) If you select an additional type of team remember to include associated data for that type of team on subsequent screens;
- 2) If you delete a type of team but have already entered associated data on other screens, all associated data for that type of team will be deleted from subsequent screens. However, because the survey system has to recalculate the totals, you must re-save every screen.

Institution: University of Puerto Rico-Rio Piedras (243221)

User ID: E2432211

Sports Selection - Men's and Women's Teams

Select the varsity sports teams at your institution.

Sport	Men's	Women's	Sport	Men's	Women's
Archery	<input type="checkbox"/>	<input type="checkbox"/>	Badminton	<input type="checkbox"/>	<input type="checkbox"/>
Baseball	<input type="checkbox"/>	<input type="checkbox"/>	Basketball	<input type="checkbox"/>	<input type="checkbox"/>
Beach Volleyball	<input type="checkbox"/>	<input type="checkbox"/>	Bowling	<input type="checkbox"/>	<input type="checkbox"/>
Cross Country	<input type="checkbox"/>	<input type="checkbox"/>	Diving	<input type="checkbox"/>	<input type="checkbox"/>
Equestrian	<input type="checkbox"/>	<input type="checkbox"/>	Fencing	<input type="checkbox"/>	<input type="checkbox"/>
Field Hockey	<input type="checkbox"/>	<input type="checkbox"/>	Football	<input type="checkbox"/>	<input type="checkbox"/>
Golf	<input type="checkbox"/>	<input type="checkbox"/>	Gymnastics	<input type="checkbox"/>	<input type="checkbox"/>
Ice Hockey	<input type="checkbox"/>	<input type="checkbox"/>	Lacrosse	<input type="checkbox"/>	<input type="checkbox"/>
Rifle	<input type="checkbox"/>	<input type="checkbox"/>	Rodeo	<input type="checkbox"/>	<input type="checkbox"/>
Rowing	<input type="checkbox"/>	<input type="checkbox"/>	Sailing	<input type="checkbox"/>	<input type="checkbox"/>
Skiing	<input type="checkbox"/>	<input type="checkbox"/>	Soccer	<input type="checkbox"/>	<input type="checkbox"/>
Softball	<input type="checkbox"/>	<input type="checkbox"/>	Squash	<input type="checkbox"/>	<input type="checkbox"/>
Swimming	<input type="checkbox"/>	<input type="checkbox"/>	Swimming and Diving (combined)	<input type="checkbox"/>	<input type="checkbox"/>
Synchronized Swimming	<input type="checkbox"/>	<input type="checkbox"/>	Table Tennis	<input type="checkbox"/>	<input type="checkbox"/>
Team Handball	<input type="checkbox"/>	<input type="checkbox"/>	Tennis	<input type="checkbox"/>	<input type="checkbox"/>
Track and Field (Indoor)	<input type="checkbox"/>	<input type="checkbox"/>	Track and Field (Outdoor)	<input type="checkbox"/>	<input type="checkbox"/>
Track and Field and Cross Country (combined)	<input type="checkbox"/>	<input type="checkbox"/>	Volleyball	<input type="checkbox"/>	<input type="checkbox"/>
Water Polo	<input type="checkbox"/>	<input type="checkbox"/>	Weight Lifting	<input type="checkbox"/>	<input type="checkbox"/>
Wrestling	<input type="checkbox"/>	<input type="checkbox"/>	Other Sports (Specify sports in the caveat box.)*	<input type="checkbox"/>	<input type="checkbox"/>

CAVEAT

* If you indicated in the caveat box that your other sports are Dancing and/or Cheerleading, please also specify in the caveat box that your institution has a letter from the Office for Civil Rights confirming that the OCR has determined that Dancing and/or Cheerleading are varsity sports at your institution.

If you save the data on this screen, then return to the screen to make changes, note the following:

- 1) If you select an additional team remember to include associated data for that sport on subsequent screens;
- 2) If you delete a sport but have already entered associated data on other screens, all associated data for that sport will be deleted from subsequent screens. However, because the survey system has to recalculate the totals, you must re-save every screen.

Institution: University of Puerto Rico-Rio Piedras (243221)

User ID: E2432211

Athletics Participation - Men's and Women's Teams

Enter the number of participants as of the day of the first scheduled contest.

Varsity Teams

	Men's Teams	Women's Teams
Baseball	25	
Basketball	24	15
Beach Volleyball	4	4
Cross Country	12	13
Soccer	22	20
Softball		18
Swimming	16	14
Table Tennis	8	7
Tennis	9	9
Track and Field (Outdoor)	47	45
Volleyball	15	16
Weight Lifting	11	10
Wrestling	8	
Total Participants Men's and Women's Teams	201	171
Unduplicated Count of Participants (This is a head count. If an individual participates on more than one team, count that individual only once on this line.)	199	170

CAVEAT

(For each men's or women's team that includes opposite sex participants, specify the number of male and the number of female students on that team in this caveat box. This does not apply for coed teams. Additionally, provide any other clarifying information here.)

If you save the data on this screen, then return to the screen to make changes, please note you must re-save every screen because the survey system has to recalculate the totals.


Head Coaches - Men's Teams

For each men's team, indicate whether the head coach is male or female, was assigned to the team on a full-time or part-time basis, and whether the coach was employed by the institution on a full-time basis or on a part-time or volunteer basis, by entering a 1 in the appropriate field.

The Swimming and Diving (combined) fields allow up to 2 head coaches. The Track and Field and Cross Country (combined) fields allow up to 3.

Varsity Teams	Male Head Coaches				Female Head Coaches				Total Head Coaches
	Assigned to Team on a Full-Time Basis	Assigned to Team on a Part-Time Basis	Full-Time Institution Employee	Part-Time Institution Employee or Volunteer	Assigned to Team on a Full-Time Basis	Assigned to Team on a Part-Time Basis	Full-Time Institution Employee	Part-Time Institution Employee or Volunteer	
Baseball		1		1					1
Basketball		1		1					1
Beach Volleyball						1	1		1
Cross Country		1	1						1
Soccer		1		1					1
Swimming						1		1	1
Table Tennis		1		1					1
Tennis						1		1	1
Track and Field (Outdoor)		1	1						1
Volleyball		1		1					1
Weight Lifting		1		1					1
Wrestling		1	1						1
Coaching Position Totals	0	9	3	6	0	3	1	2	12

CAVEAT



Institution: University of Puerto Rico-Rio Piedras (243221)

User ID: E2432211

Head Coaches - Women's Teams

For each women's team, indicate whether the head coach is male or female, was assigned to the team on a full-time or part-time basis, and whether the coach was employed by the institution on a full-time basis or on a part-time or volunteer basis, by entering a 1 in the appropriate field.

The Swimming and Diving (combined) fields allow up to 2 head coaches. The Track and Field and Cross Country (combined) fields allow up to 3.

Varsity Teams	Male Head Coaches				Female Head Coaches				Total Head Coaches
	Assigned to Team on a Full-Time Basis	Assigned to Team on a Part-Time Basis	Full-Time Institution Employee	Part-Time Institution Employee or Volunteer	Assigned to Team on a Full-Time Basis	Assigned to Team on a Part-Time Basis	Full-Time Institution Employee	Part-Time Institution Employee or Volunteer	
Basketball		1		1					1
Beach Volleyball						1	1		1
Cross Country		1	1						1
Soccer		1		1					1
Softball		1		1					1
Swimming						1		1	1
Table Tennis		1		1					1
Tennis						1		1	1
Track and Field (Outdoor)		1	1						1
Volleyball						1	1		1
Weight Lifting		1		1					1
Coaching Position Totals	0	7	2	5	0	4	2	2	11

CAVEAT



Institution: University of Puerto Rico-Rio Piedras (243221)

User ID: E2432211

Head Coaches' Salaries - Men's and Women's Teams

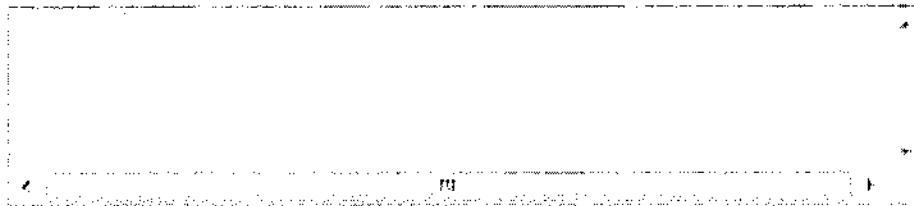
Enter only salaries and bonuses that your institution pays head coaches as compensation for coaching. Do not include benefits on this screen.

Do not include volunteer coaches in calculating the average salary and the Full-Time Equivalent (FTE) Total.

For help calculating the FTE total click on the "Need help? Click here for screen instructions" link on this screen.

	Men's Teams	Women's Teams
Average Annual Institutional Salary per Head Coach (for coaching duties only)	10,200	10,200
Number of Head Coaches Used to Calculate the Average	12	11
Number of Volunteer Head Coaches (Do not include these coaches in your salary or FTE calculations.)	0	0
Average Annual Institutional Salary per Full-time equivalent (FTE)	61,200	56,100
Sum of Full-Time Equivalent (FTE) Positions Used to Calculate the Average	2.00	2.00

CAVEAT




Assistant Coaches - Men's Teams

For each men's team, indicate whether the assistant coach is male or female, was assigned to the team on a full-time or part-time basis, and whether the coach was employed by the institution on a full-time basis or on a part-time or volunteer basis, by entering a 1 in the appropriate field.

Varsity Teams	Male Assistant Coaches				Female Assistant Coaches				Total Assistant Coaches
	Assigned to Team on a Full-Time Basis	Assigned to Team on a Part-Time Basis	Full-Time Institution Employee	Part-Time Institution Employee or Volunteer	Assigned to Team on a Full-Time Basis	Assigned to Team on a Part-Time Basis	Full-Time Institution Employee	Part-Time Institution Employee or Volunteer	
Baseball		1		1					1
Basketball		1		1					1
Beach Volleyball						1		1	1
Cross Country		2	1	1					2
Soccer		1		1					1
Swimming		1		1					1
Table Tennis									0
Tennis									0
Track and Field (Outdoor)		9		9					9
Volleyball		1		1					1
Weight Lifting									0
Wrestling						1		1	1
Coaching Position Totals	0	16	1	15	0	2	0	2	18

CAVEAT



Institution: University of Puerto Rico-Rio Piedras (243221)


User ID: E2432211

Assistant Coaches - Women's Teams

For each women's team, indicate whether the assistant coach is male or female, was assigned to the team on a full-time or part-time basis, and whether the coach was employed by the institution on a full-time basis or on a part-time or volunteer basis, by entering a 1 in the appropriate field.

Varsity Teams	Male Assistant Coaches				Female Assistant Coaches				Total Assistant Coaches
	Assigned to Team on a Full-Time Basis	Assigned to Team on a Part-Time Basis	Full-Time Institution Employee	Part-Time Institution Employee or Volunteer	Assigned to Team on a Full-Time Basis	Assigned to Team on a Part-Time Basis	Full-Time Institution Employee	Part-Time Institution Employee or Volunteer	
Basketball		1		1					1
Beach Volleyball						1		1	1
Cross Country		2	1	1					2
Soccer									0
Softball									0
Swimming		1		1					1
Table Tennis									0
Tennis									0
Track and Field (Outdoor)		9		9					9
Volleyball						1		1	1
Weight Lifting									0
Coaching Position Totals	0	13	1	12	0	2	0	2	15

CAVEAT



Institution: University of Puerto Rico-Rio Piedras (243221)

User ID: E2432211

Assistant Coaches' Salaries - Men's and Women's Teams

Enter only salaries and bonuses that your institution pays assistant coaches as compensation for coaching. Do not include benefits on this screen.

Do not include volunteer coaches in calculating the average salary and the Full-Time Equivalent (FTE) Total.

For help calculating the FTE total click on the "Need help? Click here for screen instructions" link on this screen.

	Men's Teams	Women's Teams
Average Annual Institutional Salary per Assistant Coach (for coaching duties only)	7,800	7,800
Number of Assistant Coaches Used to Calculate the Average	18	15
Number of Volunteer Assistant Coaches. (Do not include these coaches in your salary or FTE calculations.)	0	0
Average Annual Institutional Salary per Full-time equivalent (FTE)	40,000	39,932
Sum of Full-Time Equivalent (FTE) Positions Used to Calculate the Average	3.51	2.93

CAVEAT

Institution: University of Puerto Rico-Rio Piedras (243221)

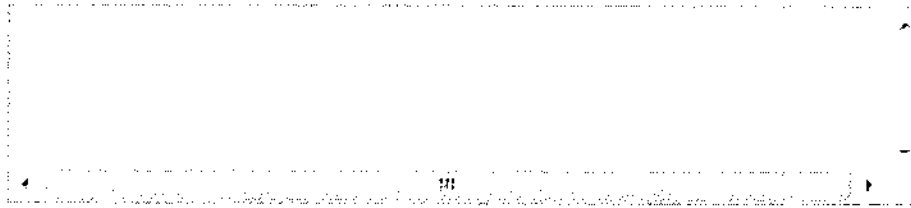
User ID: E2432211

Athletically Related Student Aid - Men's and Women's Teams

Athletically related student aid is any scholarship, grant, or other form of financial assistance, offered by an institution, the terms of which require the recipient to participate in a program of intercollegiate athletics at the institution. Other student aid, of which a student-athlete simply happens to be the recipient, is not athletically related student aid. If you do not have any aid to report, enter a 0.

	Men's Teams	Women's Teams	Total
Amount of Aid	246,723	264,040	510,763
Ratio (percent)	48	52	100%

CAVEAT



Institution: University of Puerto Rico-Rio Piedras (243221)

User ID: E2432211

Recruiting Expenses - Men's and Women's Teams

Recruiting expenses are all expenses an institution incurs attributable to recruiting activities. This includes, but is not limited to, expenses for lodging, meals, telephone use, and transportation (including vehicles used for recruiting purposes) for both recruits and personnel engaged in recruiting, and other expenses for official and unofficial visits, and all other expenses related to recruiting. If you do not have any recruiting expenses to report, enter a 0.

	Men's Teams	Women's Teams	Total
Total	<input type="text" value="0"/>	<input type="text" value="0"/>	0

CAVEAT


Operating (Game-Day) Expenses - Men's and Women's Teams by Team

Operating expenses are all expenses an institution incurs attributable to home, away, and neutral-site intercollegiate athletic contests (commonly known as "game-day expenses"), for (A) Lodging, meals, transportation, uniforms, and equipment for coaches, team members, support staff (including, but not limited to team managers and trainers), and others; and (B) Officials.

For a sport with a men's team and a women's team that have a combined budget, click on the "Need help? Click here for screen instructions" link for special instructions.

Varsity Teams	Participants	Men's Teams		Participants	Women's Teams		Total Operating Expenses
		Operating Expenses per Participant	By Team		Operating Expenses per Participant	By Team	
Basketball	24	1,080	25,926	15	1,269	19,042	44,968
Baseball	25	120	3,004				3,004
Beach Volleyball	4	253	1,011	4	290	1,159	2,170
Cross Country	12	112	1,345	13	103	1,345	2,690
Soccer	22	237	5,222	20	180	3,595	8,817
Softball				18	160	2,882	2,882
Swimming	16	136	2,174	14	155	2,174	4,348
Table Tennis	8	212	1,692	7	242	1,692	3,384
Tennis	9	195	1,756	9	195	1,756	3,512
Track and Field (Outdoor)	47	104	4,880	45	108	4,880	9,760
Volleyball	15	325	4,870	16	2,002	32,037	36,907
Weight Lifting	11	122	1,342	10	134	1,342	2,684
Wrestling	8	152	1,216				1,216
Total Operating Expenses Men's and Women's Teams	201		54,438	171		71,904	126,342

CAVEAT



Note: This screen is for game-day expenses only.

Institution: University of Puerto Rico-Rio Piedras (243221)

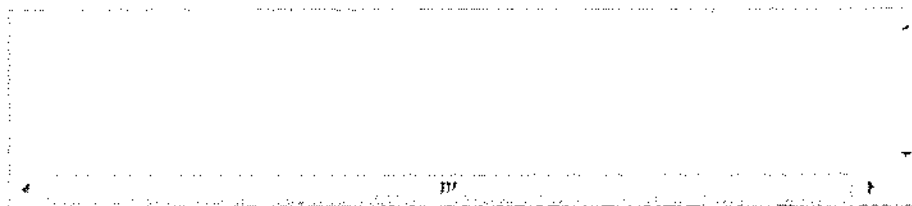
User ID: E2432211

Total Expenses - Men's and Women's Teams

Enter all expenses attributable to intercollegiate athletic activities. This includes appearance guarantees and options, athletically related student aid, contract services, equipment, fundraising activities, operating expenses, promotional activities, recruiting expenses, salaries and benefits, supplies, travel, and any other expenses attributable to intercollegiate athletic activities.

Varsity Teams	Men's Teams	Women's Teams	Total
Basketball	84,182	61,474	145,656
Baseball	34,001		34,001
Beach Volleyball	17,620	20,159	37,779
Cross Country	11,606	33,714	45,320
Soccer	48,831	51,361	100,192
Softball		42,989	42,989
Swimming	55,118	40,869	95,987
Table Tennis	25,786	15,177	40,963
Tennis	17,741	27,761	45,502
Track and Field (Outdoor)	179,215	177,422	356,637
Volleyball	46,881	79,553	126,434
Weight Lifting	18,932	15,687	34,619
Wrestling	29,048		29,048
Total Expenses of all Sports, Except Football and Basketball, Combined	484,779	504,692	989,471
Total Expenses Men's and Women's Teams	568,961	566,166	1,135,127
Not Allocated by Gender/Sport (Expenses not attributable to a particular sport or sports)			110,978
Grand Total Expenses			1,246,105

CAVEAT



Institution: University of Puerto Rico-Rio Piedras (243221)

User ID: E2432211


Total Revenues - Men's and Women's Teams

Your total revenues must cover your total expenses.

Enter all revenues attributable to intercollegiate athletic activities. This includes revenues from appearance guarantees and options, an athletic conference, tournament or bowl games, concessions, contributions from alumni and others, institutional support, program advertising and sales, radio and television, royalties, signage and other sponsorships, sport camps, state or other government support, student activity fees, ticket and luxury box sales, and any other revenues attributable to intercollegiate athletic activities.

Varsity Teams	Men's Teams	Women's Teams	Total
Basketball	84,182	61,474	145,656
Baseball	34,001		34,001
Beach Volleyball	17,620	20,159	37,779
Cross Country	11,806	33,714	45,320
Soccer	48,831	51,361	100,192
Softball		42,989	42,989
Swimming	55,118	40,869	95,987
Table Tennis	17,257	16,177	33,434
Tennis	25,786	27,761	53,547
Track and Field (Outdoor)	179,215	177,422	356,637
Volleyball	46,359	79,553	125,912
Weight Lifting	19,938	14,687	34,625
Wrestling	29,048		29,048
Total Revenues of all Sports, Except Football and Basketball, Combined	484,779	504,692	989,471
Total Revenues Men's and Women's Teams	568,961	566,166	1,135,127
Not Allocated by Gender/Sport (Revenues not attributable to a particular sport or sports)			110,978
Grand Total for all Teams (includes by team and not allocated by gender/sport)			1,246,105

CAVEAT



Institution: University of Puerto Rico-Rio Piedras (243221)

User ID: E2432211

Summary - Men's and Women's Teams

Your Grand Total Revenues must be equal to or greater than your Grand Total Expenses or you will not be able to lock your survey.

	Men's Teams	Women's Teams	Total
1 Total of Head Coaches' Salaries	122,400	112,200	234,600
2 Total of Assistant Coaches' Salaries	140,400	117,000	257,400
3 Total Salaries (Lines 1+2)	262,800	229,200	492,000
4 Athletically Related Student Aid	246,723	264,040	510,763
5 Recruiting Expenses	0	0	0
6 Operating (Game-Day) Expenses	54,438	71,904	126,342
7 Summary of Subset Expenses (Lines 3+4+5+6)	563,961	565,144	1,129,105
8 Total Expenses for Teams	568,961	566,166	1,135,127
9 Total Expenses for Teams Minus Subset Expenses (Line 8 - Line 7)	5,000	1,022	6,022
10 Not Allocated Expenses			110,978
11 Grand Total Expenses (Lines 8+10)			1,246,105
12 Total Revenues for Teams	568,961	566,166	1,135,127
13 Not Allocated Revenues			110,978
14 Grand Total Revenues (Lines 12+13)			1,246,105
15 Total Revenues for Teams minus Total Expenses for Teams (Line 12-Line 8)	0	0	0
16 Grand Total Revenues Minus Grand Total Expenses (Line 14- Line 11)			0

To return to a data entry screen, click on the link in the Navigation Menu.

To proceed to the Supplemental Information screen, click on the link in the Navigation Menu or click on the "Next" button on this screen.

Institution: University of Puerto Rico-Rio Piedras (243221)


User ID: E2432211

Supplemental Information (optional)

This screen may be used to help the reader better understand the data you have provided, or to help a prospective student-athlete make an informed choice of an athletics program.

This information will be viewable on the EADA public website. Please do not include the names of individuals or write messages to the help desk.

To explain specific data entered on a previous screen, please use the caveat box on that screen.



[Print Form\(s\)](#)

[Get PDF File](#)

[Go Back](#)